

# Together in Jesus

## Confirmation/First Eucharist Preparation

### Child's Book At-a-Glance

## Steps for Success

Notes:

### STEP ONE

Make yourself familiar with your child's lesson. Read over the lesson by yourself. Check out the questions included in each lesson. These questions are very important. The questions will help you to develop the objectives of the lesson. Decide how you will present the Scripture—Act it out, read as dialogue, read as a story. Make yourself familiar with the part of the Family Time Poster that corresponds with the lesson you are working on.

### STEP TWO

Now you are ready to work with your child.

- Gather all the materials you will need to do the lesson.
- Find a quiet place. Get comfortable. Light a candle.
- Do the lesson together. Always start with a prayer. Use the Family Time Poster prayer for the lesson you are working on. Use a familiar prayer—The Lord's Prayer, The Hail Mary, or The Act of Contrition. Read over all parts of the lesson together. Ask and answer questions (accept all reasonable answers).
- Use the *stickers* provided for each lesson. They help to tell the Scripture stories and make the lesson objectives clearer.
- Get creative with the Scripture stories. Act them out. Take different parts. Make the Scripture your own.
- Finish the lesson with the Ritual Prayer.

### STEP THREE

Keep the lesson alive during the week by:

- Doing the activities on the Family Time Poster with your child.
- Letting your child reinforce each lesson by watching the lesson videos [here](#).

### SIGNS OF READINESS FOR FIRST EUCHARIST

Consider these general guidelines to determine if your child is ready to prepare for Confirmation/First Eucharist:

- My child is comfortable in church and has a sense of belonging in our parish.
- My child asks questions about God, Jesus, the Mass, and the Church.
- My child is interested in stories from the Bible and wants to know more about Jesus.
- My child demonstrates knowledge of Christ and of the Paschal Mystery.
- My child recognizes that the Eucharist is different from ordinary food.
- My child knows how to receive the Body and Blood of Christ with reverence.
- My child has prepared for and celebrated the Sacrament of Reconciliation.

# Together in Jesus

## Confirmation/First Eucharist Preparation

### Child's Book At-a-Glance

## Lesson 1 – I Belong to a Loving Community



### Objectives of Lesson 1

1. Your child will recognize he or she belongs to the church.
2. Your child will recognize that members of the parish share faith in Jesus.
3. Your child will recognize that Baptism, Confirmation, and Eucharist are Sacraments of Initiation.
4. Your child will appreciate his/her own Baptism.
3. Your child will participate in a prayer ritual that celebrates the beginning of his/her preparation for Confirmation/First Eucharist.

### OVERVIEW

The celebration of Confirmation and First Eucharist is an unforgettable day for most Catholics. It is a benchmark moment in every Catholic's journey into full membership in the church, the community of faith. Confirmation and Eucharist are two of the three Sacraments of Initiation into the Church.

Baptism welcomes new members into the Church and bathes us in the waters that signify the life-giving power of Jesus' Death and Resurrection to new life. Confirmation seals us with the gift of the Holy Spirit and strengthens our bond with the Church. First Eucharist brings Catholics to share for the first time the Body and Blood of Christ, the regular nourishment of the Church—the heart and summit of the Church's life (CCC, #1407). *Together in Jesus* emphasizes that the child who is preparing for Confirmation and First Eucharist belongs to the Church: a community of believers.

Speaking particularly about First Eucharist, young Catholics usually celebrate this sacrament as second or third graders. They have reached the age of reason and can understand that the food we share in the Eucharist is not the same as ordinary bread and wine. Their preparation for First Eucharist only begins as an understanding of the sacrament. They have a lifetime for opening themselves up to Jesus' gift of himself and our call to be his Body in the world—the Church.

### VIDEOS

With your child, click [here](#) and select one or more of the suggested videos for Lesson 1.



# Together in Jesus

## Confirmation/First Eucharist Preparation

### Child's Book At-a-Glance

## Lesson 2 – I Prepare for Confirmation



### OVERVIEW

Confirmation completes and perfects Baptism. Like Baptism, it seals the Christian for life and for growth. Just as Baptism does not end at the font, neither does Confirmation end with the bishop's sealing. Both Baptism and Confirmation move us to gather with other Catholics around the table of Christ's Body and Blood. Confirmation links us to the Spirit-filled, Eucharistic community that began on the first Pentecost. The faith community calls out to young baptized Catholics, "Come, receive the Gift of the Holy Spirit! Come, gather with us around Jesus' table."

The Church calls its baptized children who have reached the age of reason to become full members of the community. The community recognizes that its children are ready to begin a journey of faith that will take them an entire lifetime to complete.

Confirmation blesses and seals them with the Gifts of the Holy Spirit, gifts they will draw upon and share with others all along the way.

### VIDEOS

With your child, click [here](#) and select one or more of the suggested videos for Lesson 2.

### Objectives of Lesson 2

1. Your child will recognize that we celebrate God's love for us with signs we can touch, see, and smell.
2. Your child will explore the signs of the Sacraments of Initiation: Baptism, Confirmation, and Eucharist.
3. Your child will explore what wind and fire tell us about the Holy Spirit.
4. Your child will recognize how the Holy Spirit acts in the lives of God's people.
5. Your child will celebrate how the Holy Spirit fills and creates the Church.





# Together in Jesus

## Confirmation/First Eucharist Preparation

### Child's Book At-a-Glance

## Lesson 3 – What Happens in Confirmation?



### OVERVIEW

The overall goal of this third lesson is to more directly prepare the children for the actual celebration of Confirmation. The lesson will help the children discover more about oil as a sacramental sign, more about the Holy Spirit, and much more about the ritual of Confirmation and their part in it.

Although we celebrate God's love for us with things we can touch and see and smell, sacraments are not things. They are actions—symbolic actions—Christ's actions that we dare make our own. For example, we touch, smell, and rub on oil to celebrate the Holy Spirit in Confirmation. This lesson spends time on the symbol of oil, but oil as it is used as a sign of the Holy Spirit.

### VIDEOS

With your child, click [here](#) and select one or more of the suggested videos for Lesson 3.

### Objectives of Lesson 3

1. Your child will investigate the meaning of the sacramental sign of oil.
2. Your child will discover and appreciate how Confirmation lets him or her share the same Holy Spirit that filled Jesus and his followers.
3. Your child will identify how and where the Holy Spirit acts in him or her and in our world.
4. Your child will discover what happens in Confirmation.
5. Your child will celebrate his or her desire for Confirmation and the Gifts of the Holy Spirit.



# Together in Jesus

## Confirmation/First Eucharist Preparation

### Child's Book At-a-Glance

#### Lesson 4 – Our Community Remembers Jesus



#### OVERVIEW

*Together in Jesus* presents Jesus' story not as past events but as the living Word that the community of faith gathers to hear each Sunday and seeks to live each day. The program presents Jesus not as a great hero of the past but as a teacher that people follow and believe in today.

*Together In Jesus* invites First Eucharist children to meet Jesus through participating in the Sundays, feasts, and seasons of the Church year.

In the Sunday Gospels, Jesus still speaks to us. Jesus still urges us to follow his example by serving others, even washing their feet. In the Liturgy of the Word at Sunday Mass, children gather with the adults of the parish community to hear the story that defines us as Catholics. In Jesus, God becomes one of us to make us one with God and one another. Jesus calls us to love the way he does—sharing, forgiving, and healing.

The preparation for First Eucharist cannot replace a family's regular participation in parish celebrations of the Eucharist. Mass is vital to their First Eucharist preparation and to their ongoing life as Christians. Eucharist is the "heart and summit of the Church's life" (CCC #1407).

#### VIDEOS

With your child, click [here](#) and select one or more of the suggested videos for Lesson 4.

#### Objectives of Lesson 4

1. Your child will explore stories, seasons, and symbols the Church uses to celebrate Jesus' birth.
2. Your child will explore stories, seasons, and symbols the Church uses to celebrate Jesus' Last Supper, Death, and Resurrection, and the sending of the Holy Spirit.
3. Your child will recognize the Church celebrates Jesus' Resurrection to new life every Sunday.
4. Your child will recognize that he or she belongs to a community that listens to stories about Jesus during the Liturgy of the Word at Mass.




# Together in Jesus

## Confirmation/First Eucharist Preparation

### Child's Book At-a-Glance

## Lesson 5 – Jesus Gathers People Together



### Objectives of Lesson 5

1. Your child will listen to, explore, tell and dramatize how eating with Jesus changed Zacchaeus.
2. Your child will dramatize the story of Jesus multiplying five loaves and two fish to feed 5,000 people.
3. Your child will appreciate eating together as a time of remembering and sharing.

### OVERVIEW

Jesus eats with many people. This lesson explores two of these meals. Both change the people who eat them.

Before Jesus eats with Zacchaeus, the tax collector overcharges people and makes himself rich. But talk about Jesus fascinates this short man so much that he climbs a tree to see Jesus going by. His action leads Jesus to invite himself to dinner at Zacchaeus's house. Eating with Jesus makes Zacchaeus want to be like him. Zacchaeus restores half of his wealth to the poor.

*Together in Jesus* presents the story of the multiplication of loaves and fishes as a story in which Jesus gives his disciples an example. He wants them to nourish all who come to them, even crowds. He promises abundant nourishment.

In the miracle story Jesus takes the loaves, thanks God for them, and gives them to the gathered people.

These are like the actions the priest does at every Eucharist, the celebration in which we gather to eat with Jesus.

**Scripture:** Zacchaeus—Jesus comes to dinner—Luke 19:1–10, Jesus feeds a crowd—Mark 6:30–44

### VIDEOS

With your child, click [here](#) and select one or more of the suggested videos for Lesson 5.






# Together in Jesus

## Confirmation/First Eucharist Preparation

### Child's Book At-a-Glance

## Lesson 6 – Jesus' Special Supper



### Objectives of Lesson 6

1. Your child will remember and share ways they celebrate special days.
2. Your child will use the lesson stickers to identify bread and wine as ways to remember the special supper that Jesus shared with his followers.
3. Your child will compare Jesus' Last Supper with his or her family meals.
4. Your child will participate in telling the story of the Last Supper.
5. Your child will recognize that we remember Jesus' Last Supper when we celebrate the Eucharist.

### OVERVIEW

In every Eucharistic Prayer, the celebrating priest leads the community in praying the story of Jesus' Last Supper. At this supper, Jesus made bread and wine his Body and Blood. The next day he gave his life for us on the Cross.

At the Last Supper Jesus took bread, blessed it, and said, "This is my body." Jesus made bread broken and shared his Body given for us in total love. Jesus took wine, blessed it, and said, "This is my blood." Jesus made a cup of wine and poured his Blood for us.

At his Last Supper, Jesus told his followers "Do this in memory of me." This is what we do in every Eucharist. We gather to remember Jesus. The priest retells the story of Jesus' Last Supper and consecrates the gifts of bread and wine, so that they become the Body and Blood of Christ. In this way Jesus is truly present with us.

When children receive their First Eucharist, they begin to participate more fully in the life of the Church, which gathers to remember Jesus' Last Supper. Through this Sacrament we share the Body and Blood of Christ and become Christ's Body in the world today—the Church.

**Scripture:** The Last Supper—Mark 14:1-2, 12-26, 43, and Luke 22:19

### VIDEOS

With your child, click [here](#) and select one or more of the suggested videos for Lesson 6.



# Together in Jesus

## Confirmation/First Eucharist Preparation

### Child's Book At-a-Glance

## Lesson 7 – Our Community Shares a Meal



### OVERVIEW

Every Sunday the parish community gathers to remember Jesus' story in the Liturgy of the Word and to reenact Jesus' Last Supper with his followers in the Liturgy of the Eucharist. Gathering together to share a meal is the special way Jesus has promised to be with us when we are gathered together at Mass. Jesus made bread and wine his Body and Blood—his wholehearted love for us loved out on the Cross.

The priest prays at every Mass that the Holy Spirit will come upon our gifts of bread and wine and change them into the Body and Blood of Christ. The Eucharistic Prayer is a prayer of thanksgiving during which the priest, in remembering Jesus' Last Supper, consecrates the bread and wine, and they become the Body and Blood of Christ. Sharing this Bread and Wine is a way for Jesus' followers of every age to become what the sacred sign signifies; we share the Body and Blood of Christ to remember our identity and become who Jesus calls us to be his Body in our world.

This lesson explores in detail the movement of the Liturgy of the Eucharist: presenting our gifts, praying the story of Jesus' Last Supper, and sharing Jesus' real presence in Holy Communion.

### VIDEOS

With your child, click [here](#) and select one or more of the suggested videos for Lesson 7.

### Objectives of Lesson 7

1. Your child will recognize that he/she belongs to the Church.
2. Your child will name and explore parts of the Liturgy of the Eucharist—presenting the gifts, praying the Eucharistic Prayer, and receiving Holy Communion
3. Your child will recognize we remember Jesus' Last Supper at every Mass.
4. Your child will recognize that the priest asks God our Father to send the Holy Spirit on the bread and wine so that they may become the Body and Blood of Jesus Christ.
5. Your child will recognize that the bread and wine become the Body and Blood of Christ, by the power of the Holy Spirit.



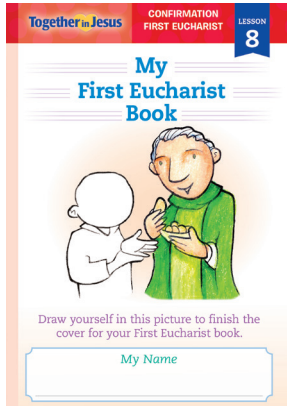


# Together in Jesus

## Confirmation/First Eucharist Preparation

### Child's Book At-a-Glance

## Lesson 8 – My First Eucharist Book



### OVERVIEW

First Eucharist is a growing-up moment in the life of every Catholic child. Eucharist is one of the Sacraments of Initiation. In coming to Jesus' table, a child participates more fully in the life of the Church. Eucharist nourishes us to be Jesus' followers.

The Roman Catholic Church welcomes children to Jesus' table when they can understand that the consecrated bread and wine they receive in Holy Communion differ from ordinary bread and wine. In the Eucharist the priest leads the community in praying that the Spirit will transform our gifts of bread and wine into the Body and Blood of Christ—Jesus' gift of himself to us. By receiving the Body and Blood of Christ, we take this food into ourselves. It becomes part of us. We become the Body of Christ, the Church, through celebrating this sacrament together.

### VIDEOS

With your child, click [here](#) and select one or more of the suggested videos for Lesson 8.

### Objectives of Lesson 8

1. Your child will review the previous seven lessons.
2. Your child will make a First Eucharist Book.
3. Your child will name the community with which he or she will gather when receiving the Eucharist for the first time.
4. Your child will listen to the Gospel story that may be used at First Communion.
5. Your child will renew his or her baptismal promises.
6. Your child will recognize that we pray for all people during the Mass.
7. Your child will recognize what is essential about the Liturgy of the Eucharist.

